

REKODPESAKIT PORTAL - MEDICAL RECORD

Table of contents

1 Select Patient	4
2 Medical Record	5
3 Choose Composition Note	6
4 Create Composition Note	7
5 Create Clinical Information	8
6 Save as Draft	9
7 Edit Composition Note	10
8 Edit Composition Note (Conts.)	11
9 Save as Final	12
10 Composition Created	13
11 Encounter Diagnosis	14
12 Diagnosis Form	15
13 ICD11 Display Browser	16
14 Add Diagnosis Form	17
15 Edit Diagnosis	18
16 Edit Diagnosis Form	19
17 Diagnosis Request	20
18 Create Medication	21
19 Create Medication Request	22
20 Fill in Add Medication Order	23
21 Add Medication Order	25
22 Order Medication	26
23 View Medication List	27

24 Edit Medication	28
25 Update Medication	29
26 Update Request	30
27 Print Medication	31
28 Print Medication	32
29 Medication List	33
30 End Encounter	34

1 Select Patient

1. Click on arrow to expand the slot details.
2. Click on tick box on particular patient.
3. Click on #Select button to attend patient.

The screenshot displays a web interface for selecting a patient for a medical slot. At the top, there is a legend for slot availability: Free (green), Busy (red), Block (yellow), and Delete (grey). Below this is a table of slots with columns for No., Last Updated, Slot, Date, Time, Availability, and Status. The first three rows are expanded, showing details for slot 13, 14, and 15. A red box labeled '1' highlights the downward arrow next to slot 14. Below the slot table, a 'Slot Detail' section is shown for slot 14, containing a table of patients. A red box labeled '2' highlights the checkbox next to the first patient, MUHAMMAD DANISH. A red box labeled '3' highlights the '# Select' button. At the bottom, there is a footer with 'RekodPesakit © 2023' and a 'Session Timeout 59 Sec' indicator.

No.	Last Updated	Slot	Date	Time	Availability	Status
13	25-Aug-2023 12:50:49	HTJ - TEST VCE	25-Aug-2023	15:00 - 16:00	4 / 4	free
14	25-Aug-2023 15:24:40	HTJ - TEST VCE	25-Aug-2023	15:00 - 16:00	4 / 4	free
15	25-Aug-2023 15:22:38	HTJ - TEST VCE	25-Aug-2023	16:00 - 17:00	1 / 4	free

Name	Patient Id	Gender	Birth Date	Age	Phone	Email	Status
<input checked="" type="checkbox"/> MUHAMMAD DANISH	[REDACTED]	male	27-Nov-1997	25	0178126176	[REDACTED]	arrived
<input type="checkbox"/> NUR IMAN RAIHANA BI...	[REDACTED]	female	20-Jul-1997	26	01111224397	imanraihana.works@g...	arrived
<input type="checkbox"/> SYAZA NUR IZZATI	[REDACTED]	female	30-Jun-1998	25	0148067823	syazanurizzati+1234@...	arrived


2 Medical Record

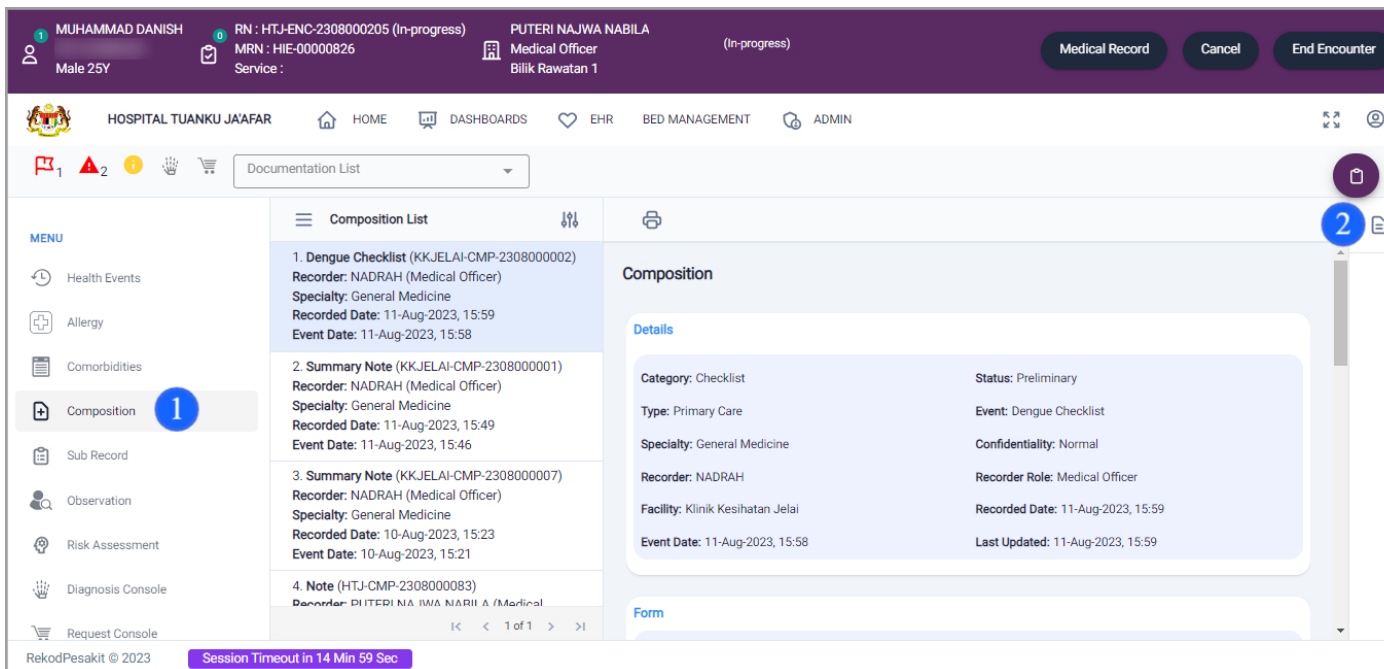
1. The selected patient info will displayed on top banner.
2. Click on Medical Record button to view record.

The screenshot displays the Medical Record interface for patient MUHAMMAD DANISH. The top banner shows patient details: Name (MUHAMMAD DANISH), Gender (Male 25Y), RN (HTJ-ENC-2308000205), MRN (HIE-00000826), and Service (Bilik Rawatan 1). The medical officer is PUTERI NAJWA NABILA. A 'Medical Record' button is highlighted with a blue circle '2'. Below the banner is a navigation menu with options: HOME, DASHBOARDS, EHR, BED MANAGEMENT, and ADMIN. The main content area shows 'EDUCATION VIRTUAL CONSULTATION' with a search filter for 'Non-communicable Disease'. Below this is a calendar view for August 2023, with tabs for 'Public', 'Internal', 'Past', and 'Public Holiday'. The calendar shows appointments for 'HTJ - TEST 1' and 'HTJ - TEST 2' on various dates.

Mon	Tue	Wed	Thu	Fri	Sat	Sun
	Aug 1	2	3	4	5	6
7 HTJ - TEST 1	8	9 HTJ - TEST 1	10 HTJ - TEST 1 HTJ - TEST 2	11 HTJ - TEST 2 HTJ - VCE NCD	12	13
14 HTJ - TEST 2	15 HTJ - TEST 2	16 HTJ - TEST 2	17 HTJ - TEST 2	18	19	20

3 Choose Composition Note

1. Click on Composition on left side menu.
2. Click on [] Composition icon on the right-side page.



The screenshot displays the REKODPESAKIT PORTAL - MEDICAL RECORD interface. The top header shows patient information: MUHAMMAD DANISH (Male 25Y), RN: HTJ-ENC-2308000205 (In-progress), MRN: HIE-00000826, and medical officer PUTERI NAJWA NABILA (In-progress). The main navigation bar includes HOSPITAL TUANKU JAAFAR, HOME, DASHBOARDS, EHR, BED MANAGEMENT, and ADMIN. A 'Documentation List' dropdown is visible. The left sidebar menu has 'Composition' highlighted with a blue circle and the number '1'. The main content area shows a 'Composition List' with four entries. The first entry, '1. Dengue Checklist (KKJELAI-CMP-2308000002)', is selected and expanded to show details. The details include: Category: Checklist, Status: Preliminary, Type: Primary Care, Event: Dengue Checklist, Specialty: General Medicine, Confidentiality: Normal, Recorder: NADRAH, Facility: Klinik Kesihatan Jelai, Recorded Date: 11-Aug-2023, 15:59, and Last Updated: 11-Aug-2023, 15:59. A blue circle with the number '2' is positioned over the composition icon in the top right corner of the details panel. The footer shows 'RekodPesakit © 2023' and a 'Session Timeout in 14 Min 59 Sec' warning.

4 Create Composition Note

1. Choose form type: Free Text
2. Choose from dropdown list for items Category, Type and Event.
3. Click on Create button.

The screenshot displays the REKODPESAKIT PORTAL - MEDICAL RECORD interface. At the top, the patient information is shown: MUHAMMAD DANISH, Male 25Y, RN: HTJ-ENC-2308000205 (In-progress), MRN: HIE-00000826, and the medical officer PUTERI NAJWA NABILA. The navigation menu includes HOME, DASHBOARDS, EHR, BED MANAGEMENT, and ADMIN. The main content area shows a 'Composition List' on the left and a 'Composition Note (KKJELAI-CMP-2308000002)' form on the right. The form has the following fields:

- Form Type: Free text (1)
- Category: Note (2)
- Type: Note (2)
- Event: Note (2)
- Create button (3)

The 'Composition List' on the left contains the following items:

1. Dengue Checklist (KKJELAI-CMP-2308000002)
Recorder: NADRAH (Medical Officer)
Specialty: General Medicine
Recorded Date: 11-Aug-2023, 15:59
Event Date: 11-Aug-2023, 15:58
2. Summary Note (KKJELAI-CMP-2308000001)
Recorder: NADRAH (Medical Officer)
Specialty: General Medicine
Recorded Date: 11-Aug-2023, 15:49
Event Date: 11-Aug-2023, 15:46
3. Summary Note (KKJELAI-CMP-2308000007)
Recorder: NADRAH (Medical Officer)
Specialty: General Medicine
Recorded Date: 10-Aug-2023, 15:23
Event Date: 10-Aug-2023, 15:21
4. Note (HTJ-CMP-2308000083)
Recorder: PUTERI NAJWA NABILA (Medical Officer)

The footer shows 'RekodPesakit © 2023' and 'Session Timeout in 14 Min 59 Sec'.

5 Create Clinical Information

1. Key in Problem List
2. Key in Clinical Information

The screenshot displays the REKODPESAKIT PORTAL - MEDICAL RECORD interface. At the top, the patient information is shown: MUHAMMAD DANISH, Male 25Y, RN: HTJ-ENC-2308000205 (In-progress), MRN: HIE-00000826, and the medical officer PUTERI NAJWA NABILA. The interface includes a navigation menu with options like HOME, DASHBOARDS, EHR, BED MANAGEMENT, and ADMIN. The main content area shows a 'Composition List' on the left and a 'Composition Note (NEW NOTE)' form on the right. The form has two sections: 'Clinical Information, Problem List' (labeled 1) and 'Clinical Information' (labeled 2). The 'Clinical Information' section contains a text area with a rich text editor and a list of clinical information items.

1. Clinical Information, Problem List

Hypertension

2. Clinical Information

B I U S " |≡≡≡ Ix

1. High blood pressure is a common condition that affects the body's arteries. It's also called hypertension. If you have high blood pressure, the force of the blood pushing against the artery walls is consistently too high. The heart has to work harder to pump blood.
2. Blood pressure is measured in millimeters of mercury (mm Hg). In general, hypertension is a blood pressure reading of 130/80 millimeters of mercury (mm Hg) or higher.

- Normal blood pressure. Blood pressure is 120/80 mm Hg or lower.
- Elevated blood pressure. The top number ranges from 120 to 129 mm Hg and the bottom number is below, not above, 80 mm Hg.
- Stage 1 hypertension. The top number ranges from 130 to 139 mm Hg or the bottom number is between 80 and 89 mm Hg.
- Stage 2 hypertension. The top number is 140 mm Hg or higher or the bottom number is 90 mm Hg or higher.

RekodPesakit © 2023 Session Timeout in 14 Min 58 Sec

6 Save as Draft

1. Click on [Save as draft] icon.

The screenshot displays the medical record interface for patient MUHAMMAD DANISH (Male, 25Y). The interface includes a top navigation bar with user information (PUTERI NAJWA NABILA, Medical Officer) and buttons for 'Medical Record', 'Cancel', and 'End Encounter'. Below this is a navigation menu with options like HOME, DASHBOARDS, EHR, and ADMIN. A 'Documentation List' dropdown is visible. The main content area shows a 'Composition List' on the left and a 'Composition Note (NEW NOTE)' editor on the right. The 'Composition List' contains four items: 1. Dengue Checklist, 2. Summary Note, 3. Summary Note, and 4. Note. The 'Composition Note' editor is currently open, showing a 'Clinical Information, Problem List' section with 'Hypertension' and a 'Clinical Information' section with a rich text editor and a list of definitions for hypertension. A blue circle with the number '1' highlights the 'Save as Draft' icon (a floppy disk) in the composition note editor's toolbar.

1

7 Edit Composition Note

1. Click on [Pencil] icon on the right-side to edit.

The screenshot displays the medical record interface for patient MUHAMMAD DANISH (Male 25Y). The patient's RN is HTJ-ENC-2308000205 (In-progress) and MRN is HIE-00000826. The medical officer is PUTERI NAJWA NABILA. The interface shows a 'Composition List' with four entries:

- 1. Note (HTJ-CMP-2308000193)
Recorder: PUTERI NAJWA NABILA (Medical Officer)
Specialty: Non-communicable Disease
Recorded Date: 25-Aug-2023, 16:35
Event Date: 25-Aug-2023, 16:32
- 2. Dengue Checklist (KKJELAI-CMP-2308000002)
Recorder: NADRAH (Medical Officer)
Specialty: General Medicine
Recorded Date: 11-Aug-2023, 15:59
Event Date: 11-Aug-2023, 15:58
- 3. Summary Note (KKJELAI-CMP-2308000001)
Recorder: NADRAH (Medical Officer)
Specialty: General Medicine
Recorded Date: 11-Aug-2023, 15:49
Event Date: 11-Aug-2023, 15:46
- 4. Summary Note (KKJELAI-CMP-2308000007)

The selected composition (1) is shown in detail with the following information:

- Category: Note
- Type: Note
- Specialty: Non-communicable Disease
- Recorder: PUTERI NAJWA NABILA
- Facility: Hospital Tuanku Ja'afar, Seremban
- Event Date: 25-Aug-2023, 16:32
- Status: Preliminary
- Event: Note
- Confidentiality: Normal
- Recorder Role: Medical Officer
- Recorded Date: 25-Aug-2023, 16:35
- Last Updated: 25-Aug-2023, 16:35

A blue circle with the number '1' and a pencil icon highlights the edit option for the first composition. The interface also includes a navigation menu on the left, a top navigation bar with 'Medical Record', 'Cancel', and 'End Encounter' buttons, and a footer with 'RekodPesakit © 2023' and a session timeout warning.

8 Edit Composition Note (Conts.)

1. Edit for Problem List.
2. Click on [Save as final] icon.

The screenshot displays the 'Edit Composition Note' interface. At the top, the patient information is shown: MUHAMMAD DANISH, Male 25Y, RN: HTJ-ENC-2308000205 (In-progress), MRN: HIE-00000826, Service: Biliik Rawatan 1. The medical officer is PUTERI NAJWA NABILA (In-progress). The interface includes a navigation bar with 'HOSPITAL TUANKU JA'AFAR' and menu items like HOME, DASHBOARDS, EHR, BED MANAGEMENT, and ADMIN. The main content area shows a 'Composition List' on the left and a 'Composition Note (HTJ-CMP-2308000193)' on the right. The note is titled 'Problem List, Clinical Information' and contains a 'Hypertension' entry with a blue circle '1' next to it. Below this is a 'Clinical Information' section with a rich text editor and a list of notes about hypertension. A blue circle '2' is placed over the 'Save as final' icon in the bottom left corner of the note editor.

9 Save as Final

1. Click on [Yes] button to save as final.

The screenshot displays the REKODPESAKIT PORTAL - MEDICAL RECORD interface. At the top, the patient information is shown: MUHAMMAD DANISH (ID: 971127028133, Male 25Y), RN: HTJ-ENC-2308000205 (In-progress), and Medical Officer PUTERI NAJWA NABILA (Bilik Rawatan 1). The interface includes a navigation bar with options like HOME, DASHBOARDS, EHR, BED MANAGEMENT, and ADMIN. A 'Documentation List' dropdown is visible. The main content area shows a 'Composition List' with three items: 1. Note (HTJ-CMP-2308000193), 2. Dengue Checklist (KKJELAI-CMP-2308000002), and 3. Summary Note (KKJELAI-CMP-2308000001). A 'Composition Note (HTJ-CMP-2308000193)' is open, showing a text editor with a red 'SAVE AS FINAL' dialog box overlaid. The dialog box asks: 'Are you sure you want to SAVE AS FINAL for this composition? This composition will not be able to edit or delete.' The 'Yes' button is highlighted with a blue '1' in a circle. The bottom of the screen shows 'RekodPesakit © 2023' and a 'Session Timeout in 14 Min 58 Sec' warning.

10 Composition Created

1. View Composition List.

1 MUHAMMAD DANISH RN : HTJ-ENC-2308000205 (In-progress) PUTERI NAJWA NABILA
 Male 25Y MRN : HIE-00000826 Medical Officer
 Service : Bilik Rawatan 1

HOSPITAL TUANKU JAAFAR HOME DASHBOARDS EHR BED MANAGEMENT ADMIN

Documentation List

Composition List	
<p>1. Note (HTJ-CMP-2308000193) Recorder: PUTERI NAJWA NABILA (Medical Officer) Specialty: Non-communicable Disease Recorded Date: 25-Aug-2023, 16:35 Event Date: 25-Aug-2023, 16:32</p>	<p>Hypertension</p> <p>-Suspect having a high fever</p>
<p>2. Dengue Checklist (KKJELAI-CMP-2308000002) Recorder: NADRAH (Medical Officer) Specialty: General Medicine Recorded Date: 11-Aug-2023, 15:59 Event Date: 11-Aug-2023, 15:58</p>	<p>Clinical Information</p> <p>High blood pressure is a common condition that affects the body's arteries. It's also called hypertension. If you have high blood pressure, the force of the blood pushing against the artery walls is consistently too high. The heart has to work harder to pump blood.</p> <p>Blood pressure is measured in millimeters of mercury (mm Hg). In general, hypertension is a blood pressure reading of 130/80 millimeters of mercury (mm Hg) or higher.</p> <p>Normal blood pressure. Blood pressure is 120/80 mm Hg or lower. Elevated blood pressure. The top number ranges from 120 to 129 mm Hg and the bottom number is below, not above, 80 mm Hg. Stage 1 hypertension. The top number ranges from 130 to 139 mm Hg or the bottom number is between 80 and 89 mm Hg. Stage 2 hypertension. The top number is 140 mm Hg or higher or the bottom number is 90 mm Hg or higher.</p>
<p>3. Summary Note (KKJELAI-CMP-2308000001) Recorder: NADRAH (Medical Officer) Specialty: General Medicine Recorded Date: 11-Aug-2023, 15:49 Event Date: 11-Aug-2023, 15:46</p>	
<p>4. Summary Note (KKJELAI-CMP-2308000007)</p>	

RekodPesakit © 2023 Session Timeout in 14 Min 59 Sec

11 Encounter Diagnosis

1. Click on Diagnosis Console on the left side menu.
2. System display encounter diagnosis tab.
3. Click on [+] button to create encounter diagnosis.

The screenshot displays the medical record interface for a patient named MUHAMMAD DANISH. The top navigation bar includes the patient's name, MRN (HTJ-ENC-2308000205), and the medical officer's name (PUTERI NAJWA NABILA). The left sidebar menu is open, and the 'Diagnosis Console' option is highlighted with a blue circle and the number '1'. The main content area shows the 'Encounter Diagnosis' tab, which is also highlighted with a blue circle and the number '2'. The 'Encounter Diagnosis' section includes a form with 'Facility' (Hospital Tuanku Ja'afar, Seremban) and 'Encounter' (HTJ-ENC-2308000205 (in-progress)) fields. Below the form is a table with the following data:

No.	Diagnosis	Role	Clinical Description	Onset Date	Cured Date	Last Updated
1	Essential hypertension, unspecified	Main Diagnosis	High fever			25-Aug-2023, 16:51

A blue circle with the number '3' and a plus sign is positioned over the 'Create Encounter Diagnosis Form' button, indicating the third step in the process.

12 Diagnosis Form

1. Click on [Search ICD11] button to search ICD11.

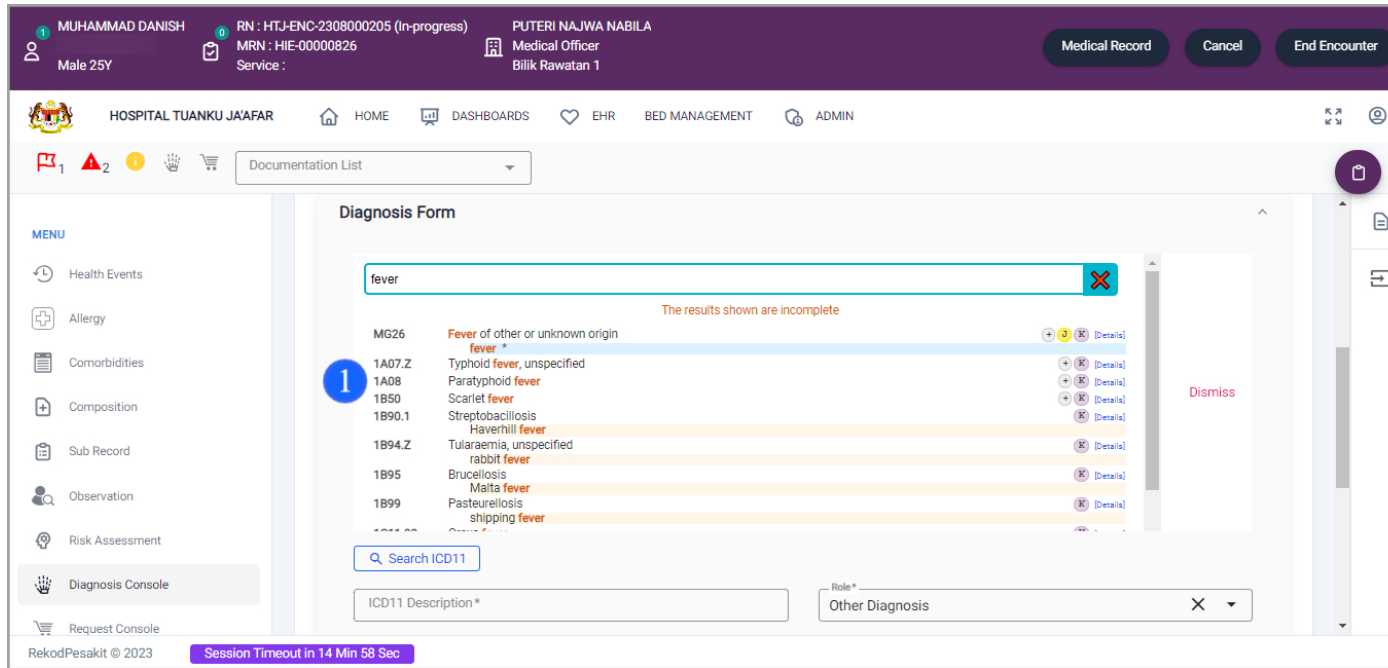
The screenshot displays the medical record interface for patient MUHAMMAD DANISH (Male 25Y). The patient's RN is HTJ-ENC-2308000205 (In-progress) and MRN is HIE-00000826. The medical officer is PUTERI NAJWA NABILA. The interface includes a navigation menu with options like Health Events, Allergy, Comorbidities, Composition, Sub Record, Observation, Risk Assessment, and Diagnosis Console. A table shows a diagnosis for 'Essential hypertension, unspecified' with a role of 'Main Diagnosis' and clinical description of 'High fever'. The 'Diagnosis Form' section contains the following fields:

- Search ICD11** (highlighted with a blue circle and '1')
- ICD11 Code*
- Clinical Description
- Onset Date (dd-MMM-yyyy)
- Cured Date (dd-MMM-yyyy)
- Role* (Other Diagnosis)

Buttons for 'Update', 'Clear', and 'Add' are also visible. The footer shows 'RekodPesakit © 2023' and a session timeout warning: 'Session Timeout in 14 Min 59 Sec'.

13 ICD11 Display Browser

1. System display ICD11 browser.



14 Add Diagnosis Form

1. System auto display ICD 11 Description.
2. System display Other Diagnosis
3. Click on [Add] button to add the diagnosis form.

Note:

Patient **ONLY** can have one (1) Main Diagnosis as per encounter.

The screenshot displays the 'Add Diagnosis Form' interface within the REKODPESAKIT PORTAL. The patient information at the top includes MUHAMMAD DANISH (Male 25Y), RN: HTJ-ENC-2308000205 (In-progress), MRN: HIE-00000826, and Medical Officer PUTERI NAJWA NABILA (Bilik Rawatan 1). The interface features a navigation menu on the left with options like Health Events, Allergy, Comorbidities, Composition, Sub Record, Observation, Risk Assessment, Diagnosis Console, and Request Console. The main form area is titled 'Diagnosis Form' and contains the following fields:

- Search ICD11 (input field)
- ICD11 Description* (input field with value 'fever', circled with 1)
- Clinical Description (input field with value 'fever')
- Onset Date (calendar icon, input field with value 'dd-MMM-yyyy')
- Role* (dropdown menu with value 'Other Diagnosis', circled with 2)
- ICD11 Code* (input field with value 'MG26')
- Cured Date (calendar icon, input field with value 'dd-MMM-yyyy')
- Buttons: Clear, Add (circled with 3), Update

The bottom of the interface shows 'Audit Trail' and a session timeout notice: 'Session Timeout in 14 Min 59 Sec'. The footer includes 'RekodPesakit © 2023'.

15 Edit Diagnosis

1. Click on [Edit] button.

Diagnosis Request

Diagnosis Console

Facility*
Hospital Tuanku Ja'afar, Seremban

Encounter
HTJ-ENC-2308000205 (in-progress)

No.	Diagnosis	Role	Clinical Description	Onset Date	Cured Date	Action
1	Essential hypertension, unspecified	Main Diagnosis	High fever			1 Edit
2	fever	Other Diagnosis	fever			

Update

RekodPesakit © 2023 Session Timeout in 14 Min 58 Sec

16 Edit Diagnosis Form

1. System able to edit Clinical Description.
2. Click on [Update] button.

The screenshot displays the 'Edit Diagnosis Form' interface within the REKODPESAKIT PORTAL. The top navigation bar includes the patient's name (MUHAMMAD DANISH), RN (HTJ-ENC-2308000205), and Medical Officer (PUTERI NAJWA NABILA). The main content area features a 'Diagnosis Form' with the following fields:

- ICD11 Description*: fever
- Clinical Description: fever (highlighted with a blue circle '1')
- Onset Date: dd-MMM-yyyy
- Role*: Other Diagnosis
- ICD11 Code*: MG26
- Cured Date: dd-MMM-yyyy

Buttons for 'Clear' and 'Update' (highlighted with a blue circle '2') are located at the bottom right of the form. An 'Update' button is also visible at the top right of the form area. The left sidebar contains a 'MENU' with options like Health Events, Allergy, Comorbidities, Composition, Sub Record, Observation, Risk Assessment, Diagnosis Console, and Request Console. The bottom status bar shows 'RekodPesakit © 2023' and 'Session Timeout in 14 Min 59 Sec'.

17 Diagnosis Request

1. System display update field on Clinical Description in diagnosis request table.
2. Click on [Update] button to update the diagnosis.

The screenshot displays the 'Diagnosis Request' interface within the REKODPESAKIT PORTAL. The top navigation bar includes the user's name (MUHAMMAD DANISH), patient information (RN: HTJ-ENC-2308000205, MRN: HIE-00000826, Male 25Y), and the medical officer's name (PUTERI NAJWA NABILA). The main content area shows the 'Diagnosis Console' with a table of diagnosis requests. The table has the following data:

No.	Diagnosis	Role	Clinical Description	Onset Date	Cured Date	Action
1	Essential hypertension, unspecified	Main Diagnosis	High fever			
2	fever	Other Diagnosis	fever			Update

A blue circle '1' highlights the 'fever' text in the Clinical Description of the second row. A blue circle '2' highlights the 'Update' button at the bottom right of the table. The interface also includes a left sidebar menu with options like Health Events, Allergy, Comorbidities, Composition, Sub Record, Observation, Risk Assessment, and Diagnosis Console. The bottom status bar shows 'RekodPesakit © 2023' and 'Session Timeout in 14 Min 58 Sec'.

18 Create Medication

1. Click on [Medication] menu on the left side page.
2. Click on [+] button on the right side of the page.

The screenshot displays the REKODPESAKIT PORTAL - MEDICAL RECORD interface. The patient information at the top includes MUHAMMAD DANISH (Male 25Y), RN: HTJ-ENC-2308000205 (In-progress), and PUTERI NAJWA NABILA (Medical Officer, Bilik Rawatan 1). The navigation menu includes HOSPITAL TUANKU JAAFAR, HOME, DASHBOARDS, EHR, BED MANAGEMENT, and ADMIN. The left sidebar contains various medical record categories, with 'Medication' highlighted by a blue circle '1'. The main content area shows a 'List' of medications, with the first item 'Cloxacillin 500mg Inj 1 mg Q8H 2 weeks' selected. A blue circle '2' highlights the '+' button in the medication list header. The medication details for 'Cloxacillin 500mg Inj' are displayed in a table format:

Medication			
Prescription Identifier	HTJ-MER-230000001	Encounter	HTJ-ENC-230800007
Quantity	1 mg	Frequency	Q8H
Duration	2 weeks	Period	08-Aug-2023 - 22-Aug-2023
Form	-	Route	IV
Order Date	08-Aug-2023 10:57	Last Updated	08-Aug-2023, 10:57

The 'Remark' field is currently empty. The footer shows 'RekodPesakit © 2023' and a 'Session Timeout in 14 Min 58 Sec' warning.

19 Create Medication Request

1. The system direct open to medication tab at request console page.
2. Click on [+] icon to create medication.

The screenshot shows the 'Request Console' page for 'HOSPITAL TUANKU JAAFAR'. The user is logged in as 'MUHAMMAD DANISH' (RN: HTJ-ENC-2308000205) and is viewing the 'Medication' tab. The patient is 'PUTERI NAJWA NABILA' (MRN: HIE-00000826). The page displays a table of medication requests with the following data:

No.	Request Date	Prescription ID	Requester	Category	Priority	Intent
1	08-Aug-2023	HTJ-MER-23000...	Puteri Najwa Nabila (Medical Officer)	Outpatient	Routine	Statement

The page also includes a 'Documentation List' dropdown, a 'Request Console' sidebar, and a 'Session Timeout in 14 Min 54 Sec' warning at the bottom.

20 Fill in Add Medication Order

1. Fill in prescription form

- Name*
- Default Dosage
- Frequency*
- Misc Frequency (If required)
- Route*
- Misc Route (If required)
- Dose*
- UOM*
- Misc UOM (If required)
- Duration*
- Duration Unit*
- Start Date*
- Remark

MUHAMMAD DANISH Male 25Y RN : HTJ-ENC-230800205 (In-progress) MRN : HIE-00000826 Service : PUTERI NAJWA NABILA Medical Officer Bilik Rawatan 1

HOSPITAL TUANKU JAAFAR HOME DASHBOARDS EHR BED MANAGEMENT ADMIN

Documentation List

Prescription Form

Medication Name*

Default Dosage* Form

Note: For guidance purpose only

Frequency* Misc Frequency

Route* Misc Route

Dose* UOM* Misc UOM

Duration* Duration Unit*

Start Date* 25-Aug-2023 End Date* 25-Aug-2023

Remark

B I U **☒ ☑ ☒ ☒ ☒ ☒**

Insert text here ...

RekodPesakit © 2023 Session Timeout in 14 Min 58 Sec

21 Add Medication Order

1. Click on [Add] button.

The screenshot displays the 'Add Medication Order' form in the REKODPESAKIT PORTAL - MEDICAL RECORD system. The interface is divided into several sections:

- Header:** Patient information for MUHAMMAD DANISH (Male 25Y) and PUTERI NAJWA NABILA (Medical Officer, Bilik Rawatan 1). It includes fields for RN (HTJ-ENC-2308000205), MRN (HIE-00000826), and Service. Buttons for 'Medical Record', 'Cancel', and 'End Encounter' are visible.
- Navigation:** A menu bar with 'HOME', 'DASHBOARDS', 'EHR', 'BED MANAGEMENT', and 'ADMIN'. A 'Documentation List' dropdown is also present.
- Form Fields:**
 - Route:** IV
 - Dose:** 1
 - Duration:** 1
 - Start Date:** 25-Aug-2023
 - UOM:** mg (Unit of Measure)
 - Duration Unit:** weeks
 - End Date:** 01-Sep-2023
 - Misc UOM:** A toggle switch is present.
- Remark:** A text area containing the word 'testing'.
- Buttons:** 'Clear' and 'Add' buttons are located at the bottom right of the form.

The footer of the interface shows 'RekodPesakit © 2023' and a 'Session Timeout in 14 Min 58 Sec' warning.

22 Order Medication

1. Click on [Order] button to proceed.

Note:

Button [Clear] and [Order] **will enable** when Placed Prescription has at least one data.

The screenshot shows the 'Order Medication' interface in the REKODPESAKIT PORTAL. The top header displays user information: MUHAMMAD DANISH (Male 25Y), RN: HTJ-ENC-2308000205 (In-progress), and PUTERI NAJWA NABILA (Medical Officer, Bliik Rawatan 1). The main content area is titled 'HOSPITAL TUANKU JAAFAR' and includes a navigation menu with options like HOME, DASHBOARDS, EHR, BED MANAGEMENT, and ADMIN. The 'Prescription Details' form contains the following fields:

- Category*: Outpatient
- Priority: Routine
- Practitioner Requester*: PUTERI NAJWA NABILA
- Facility Requester*: HOSPITAL TUANKU JAAFAR
- Encounter Requester*: HTJ-ENC-2308000205
- Request Date*: 25-Aug-2023

The 'Placed Prescription' table contains one entry:

No.	Medication Name	Code	Form	Dose	Frequency	Duration	Start Date	End
1	Cloxacillin 500mg Inj	J01CF02520P4002XX		1 mg	CONT	1 weeks	25-Aug-2023	01-5

At the bottom of the form, there are buttons for 'Clear', 'Order', and 'Request'. The 'Order' button is highlighted in blue. A session timeout warning is visible at the bottom: 'Session Timeout in 14 Min 59 Sec'.

23 View Medication List

1. Click on arrow to expand the Medication details.
2. Click on [Edit] button.

The screenshot displays the medical record interface for patient MUHAMMAD DANISH (Male, 25Y). The patient's RN is HTJ-ENC-2308000205 (In-progress) and MRN is HIE-00000826. The medical officer is PUTERI NAJWA NABILA. The interface shows a 'Documentation List' with tabs for Medication, Laboratory, Imaging, and Vaccine. The 'Medication' tab is active, showing a table of medication requests. The first entry is expanded, showing details for Cloxacillin 500mg Inj. A blue circle '1' points to the expand arrow, and a blue circle '2' points to the 'Edit' button.

No.	Request Date	Prescription ID	Requester	Category	Priority	Intent			
1	25-Aug-2023	HTJ-MER-23000...	Puteri Najwa Nabila (Medical Officer)	Outpatient	Routine	Statement			
No.	Name	Code	Form	Quantity	Frequ...	Duration	Route	Start Date	Status
1	Cloxacillin 500mg Inj	J01CF02520P4002...		1 mg	CONT	1 weeks	IV	25-Aug-2023	Active
2	08-Aug-2023	HTJ-MER-23000...	Puteri Najwa Nabila (Medical Officer)	Outpatient	Routine	Statement			

24 Edit Medication

1. Click on [Edit] icon to edit the medication.

The screenshot shows the 'Edit Medication' interface in the REKODPESAKIT PORTAL. The top header displays patient information: MUHAMMAD DANISH (Male 25Y), RN: HTJ-ENC-2308000205 (In-progress), MRN: HIE-00000826, and Medical Officer PUTERI NAJWA NABILA (Bilik Rawatan 1). The navigation menu includes HOME, DASHBOARDS, EHR, BED MANAGEMENT, and ADMIN. The main content area shows a 'Documentation List' dropdown and a 'Placed Prescription' table. The table has columns for No., Medication Name, Code, Form, Dose, Frequency, Duration, and Start Date. The first row contains: 1, Cloxacillin 500mg Inj, J01CF02520P4002XX, 1 mg, CONT, 1 weeks, and Start Date. A blue circle with the number '1' highlights the 'Edit' icon (a pencil) in the row. Below the table is an 'Update Request' button. At the bottom, there is an 'Add Medication Order' section and a 'Prescription Form' label. The footer shows 'RekodPesakit © 2023' and a 'Session Timeout in 14 Min 59 Sec' warning.

No.	Medication Name	Code	Form	Dose	Frequency	Duration	Start Date
1	Cloxacillin 500mg Inj	J01CF02520P4002XX		1 mg	CONT	1 weeks	

25 Update Medication

1. Increase the Dose field to update the field.
2. Click on [Update] button.

The screenshot displays the 'Update Medication' form in the REKODPESAKIT PORTAL. The form is part of a medical record for patient MUHAMMAD DANISH (Male 25Y). The form includes the following fields and controls:

- Dose***: Input field containing '2', highlighted with a blue circle '1'.
- UOM***: Dropdown menu set to 'mg'.
- Duration***: Input field containing '1'.
- Duration Unit***: Dropdown menu set to 'weeks'.
- Start Date***: Calendar icon and input field containing '25-Aug-2023'.
- End Date***: Calendar icon and input field containing '01-Sep-2023'.
- Remark**: Text area containing 'testing'.
- Update**: Button highlighted with a blue circle '2'.

Additional interface elements include a top navigation bar with 'Medical Record', 'Cancel', and 'End Encounter' buttons. A left sidebar contains navigation options like 'Comorbidities', 'Composition', 'Sub Record', 'Observation', 'Risk Assessment', 'Diagnosis Console', 'Request Console', 'Laboratory', 'Imaging', and 'Medication'. A session timeout warning is visible at the bottom: 'Session Timeout in 14 Min 59 Sec'.

26 Update Request

1. System update medication in the placed prescription.

The screenshot displays the 'Update Request' interface in the REKODPESAKIT PORTAL. The top header shows user information: MUHAMMAD DANISH (Male 25Y), RN: HTJ-ENC-2308000205 (In-progress), and PUTERI NAJWA NABILA (Medical Officer, Bilik Rawatan 1). Navigation buttons include 'Medical Record', 'Cancel', and 'End Encounter'. The main navigation bar includes 'HOME', 'DASHBOARDS', 'EHR', 'BED MANAGEMENT', and 'ADMIN'. A 'Documentation List' dropdown is visible.

The 'Placed Prescription' section contains the following details:

- Prescription ID: HTJ-MER-2300000084
- Category: Outpatient
- Priority: Routine
- Practitioner Requester: PUTERI NAJWA NABILA
- Facility Requester: Hospital Tuanku Ja'afar, Seremban
- Encounter Requester: HTJ-ENC-2308000205
- Request Date: 25-Aug-2023

The 'Placed Prescription' table is as follows:

No.	Medication Name	Code	Form	Dose	Frequency	Duration	Start Date
1	Cloxacillin 500mg Inj	J01CF02520P4002XX		2 mg	CONT	1 weeks	25-Aug-2023

At the bottom right, there is a blue 'Update Request' button with a circled '1' and a smaller 'Update' button below it. The footer shows 'RekodPesakit © 2023' and a 'Session Timeout in 14 Min 59 Sec' warning.

27 Print Medication

1. Click on [Print] button.

The screenshot shows the medical record interface for patient MUHAMMAD DANISH. The user is PUTERI NAJWA NABILA, a Medical Officer. The interface displays a 'Medication' list with the following data:

No.	Request Date	Prescription ID	Requester	Category	Priority	Intent
1	25-Aug-2023	HTJ-MER-23000...	Puteri Najwa Nabila (Medical Officer)	Outpatient	Routine	Statement

Below the medication list, there is a detailed view for the selected medication (No. 1):

No.	Name	Code	Form	Quantity	Frequ...	Duration	Route	Start Date	Status
1	Cloxacillin 500mg Inj	J01CF02520P4002...		2 mg	CONT	1 weeks	IV	25-Aug-2023	Active

The 'Print' button is highlighted in the screenshot, indicating the action to be performed.

28 Print Medication

1. System Display medication print.
2. Click on [Back] button to the medication list.

Note:

Healthcare provider able to print by clicking [Print] button to perform below criteria:

1. PDF
2. Preview
3. Print

The screenshot shows the 'Medication Print' interface in the REKODPESAKIT PORTAL. The top navigation bar includes the patient's name (MUHAMMAD DANISH), RN (HTJ-ENC-2308000205), and the medical officer's name (PUTERI NAJWA NABILA). The main content area displays the medication print details for a prescription order (HTJ-MER-2300000084). The medication is Cloxacillin 500mg Inj, with a quantity of 2 mg, CONT 1 wk, and IV. The patient's name, identifier, MRN No., age, date, location, service, and diagnosis are also displayed. A red circle '1' highlights the 'Print' button, and a red circle '2' highlights the 'Back' button.

1	Name	Rx
	MUHAMMAD DANISH	Cloxacillin 500mg Inj
	Identifier : 971127028133	2 mg CONT 1 wk IV
	MRN No. : HIE-00000826	
	Age : 25 Y	
	Date : 25 Aug 2023 17:12 PM	
	Location : BILIK RAWATAN 1	
	Service :	
	Diagnosis : High fever	
	fever	

29 Medication List

1. System display medication list.
2. Click on [End Encounter] button to end the encounter.

MUHAMMAD DANISH (Male 25Y) | RN : HTJ-ENC-2308000205 (In-progress) | PUTERI NAJWA NABILA (Medical Officer) | Biliik Rawatan 1
 MRN : HIE-00000826 | Service :

HOSPITAL TUANKU JA'AFAR | HOME | DASHBOARDS | EHR | BED MANAGEMENT | ADMIN

Documentation List

Medication List

Medication

No.	Request Date	Prescription ID	Requester		Category	Priority	Intent
			Practitioner				
1	25-Aug-2023	HTJ-MER-23000...	Puteri Najwa Nabila (Medical Officer)		Outpatient	Routine	Statement
2	08-Aug-2023	HTJ-MER-23000...	Puteri Najwa Nabila (Medical Officer)		Outpatient	Routine	Statement

Items per page: 25 | 1

RekodPesakit © 2023 | Session Timeout in 14 Min 59 Sec

30 End Encounter

1. System displays pop up message: 'Virtual Consultation Outcome' Please select one below before end encounter.
2. Virtual Consultation:
 - a. Successful
 - b. Unsuccessful
3. Click on [Yes] button to end encounter.

Note:

1. The Encounter status will be change In-progress to Finished.
2. Healthcare Provider can repeat the step to add Composition Notes and Diagnosis for each of the patient in the session.

The screenshot displays the REKODPESAKIT PORTAL - MEDICAL RECORD interface. At the top, the patient information is shown: MUHAMMAD DANISH (Male 25Y), RN: HTJ-ENC-2308000205 (In-progress), and PUTERI NAJWA NABILA (Medical Officer). The interface includes a navigation menu with options like HOME, DASHBOARDS, EHR, BED MANAGEMENT, and ADMIN. A 'Documentation List' dropdown is visible. The main content area shows a 'Medication' table with columns for No., Request, Date, Medical Officer, Priority, and Intent. A pop-up dialog titled 'Virtual Consultation Outcome' is overlaid on the table, asking the user to select one of the following options: 'Successful' (selected) or 'Unsuccessful'. The 'Yes' button is highlighted with a blue circle labeled '3'. The dialog also includes a 'Cancel' button. The bottom of the screen shows the session timeout information: 'Session Timeout in 14 Min 58 Sec'.

No.	Request	Date	Medical Officer	Priority	Intent	
1	25-Aug-2023	HTJ-MER-23000...	(Medical Officer) Puteri Najwa Nabila	Outpatient	Routine	Statement
2	08-Aug-2023	HTJ-MER-23000...	(Medical Officer)	Outpatient	Routine	Statement